

**PFI MEGA LIFE USD MONEY MARKET FUND**

**MONEY MARKET UNIT LINK**

Bloomberg Link: <https://www.bloomberg.com/quote/MILMMMFL:J>

August 31, 2022

**Investment Objectives**

Aiming to maintain and obtain capital growth through investing in US dollars currency in money market securities portfolios, money market mutual funds and bonds with maturities of less than one year.

**About PFI Mega Life**

Established in 2011, PT PFI Mega Life Insurance is a newly structured joint venture life insurance company which combines the global expertise of Prudential Financial Inc with the local market network of CT Corpora. PFI Mega Life offers an array of life insurance products which cater to a wide range of customers, from large entities to individuals.


**Top Holdings in Portfolio (Alphabetical Order)**

No	Name	Investment Type	Related Party
1	Bank CIMB Niaga	Time Deposit	No

**Investment Policy**

Money Market	80% - 100%
Cash	0% - 20%

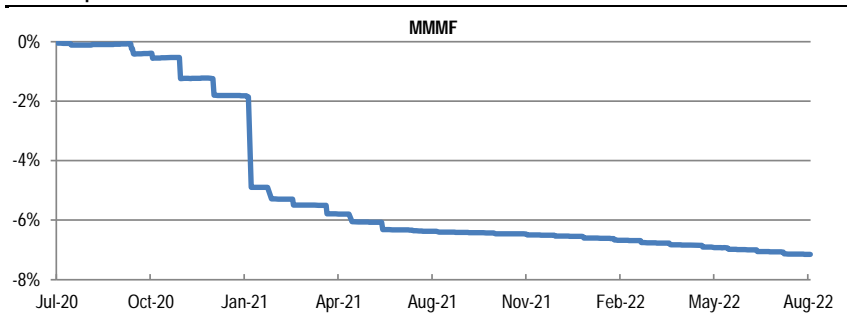
**Risk Profile**

MMUL*	FIUL*	BUL*	EUL*
			
Conservative		Moderate	Aggressive
Money Market Unit Link (MMUL)		Balanced Unit Link (BUL)	Equity Unit Link (EUL)
Fixed Income Unit Link (FIUL)			

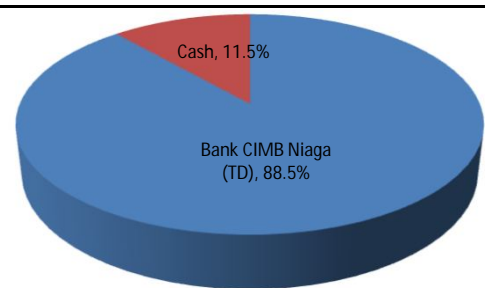
**Unit Link Information**

Inception Date	July 6, 2020
Investment Manager	PFI Mega Life Insurance
Assets Under Management	621,515
Total Unit Issued	669,364
Custodian Bank	CIMB Niaga
NAV/Unit as of July 6, 2020	1.0000
NAV/Unit as of August 31, 2022	0.9285
Valuation Period	Daily
Currency	USD
Management Fee Max.	1.50% p.a.
Custodian Fee Max.	0.25% p.a.

**Since Inception Performance**



**Assets Allocation**



**Investment Risks**

- Risk of deteriorating economic and political conditions.
- Risk of dissolution and liquidation.
- Risk of decrease in investment value.
- Risk of liquidity.

**Unit Link Monthly Performance For The Last 12 Months**

Period	Sep-21	Oct-21	Nov-21	Dec-21	Jan-22	Feb-22	Mar-22	Apr-22	May-22	Jun-22	Jul-22	Aug-22
Return	-0.02%	-0.03%	-0.05%	-0.04%	-0.06%	-0.09%	-0.09%	-0.08%	-0.10%	-0.08%	-0.08%	-0.09%

**Unit Link Annual Performance For The Last 5 Years**

Period	FY 2017	FY 2018	FY 2019	FY 2020	FY 2021
Return	#N/A	#N/A	#N/A	#N/A	-4.83%

**Historical Performance**

	1 Month	3 Months	6 Months	YTD	1 Year	3 Year	5 Year	Since Inception
PML USD Money Market Fund (MMMF)	-0.09%	-0.24%	-0.49%	-0.64%	-0.79%	#N/A	#N/A	-7.15%
Benchmark*	0.07%	0.13%	0.19%	0.24%	0.32%	#N/A	#N/A	0.77%
Alpha	-0.15%	-0.36%	-0.69%	-0.88%	-1.11%	#N/A	#N/A	-7.92%

Notes: \*. USD 1 Month TD Rate Average Net.

**Disclaimer:**

*This report is prepared by PT PFI Mega Life Insurance for informational purposes only and can not be used or used as a basis for offering or selling. This report is based on the circumstances that have occurred and has been carefully prepared by PT PFI Mega Life Insurance even though PT PFI Mega Life Insurance does not guarantee the accuracy or completeness of the report. PT PFI Mega Life Insurance and its officers or employees shall not be liable for any direct or indirect losses arising from any use of this report. Past performance does not reflect future performance. Prospective Investors must understand the risks of investing in Unit Link (Capital Market), therefore prospective Investors must read and understand the contents of Policy/Brochure before deciding to invest.*

**PT PFI MEGA LIFE INSURANCE**

Head Office : GKM Green Tower Lt. 17. Jl. T.B. Simatupang Kav. 89G, Pasar Minggu, Jakarta Selatan 12520. Phone: +62 21 50812100, [www.pfimegalife.co.id](http://www.pfimegalife.co.id).

