



**PFI MEGA LIFE**

PFI MEGA LIFE USD GLOBAL TOTAL RETURN BOND FUND

FIXED INCOME UNIT LINK

Bloomberg Link: <https://www.bloomberg.com/quote/MILMGBF:J>

January 31, 2023

**Investment Objectives**

Aiming to obtain a stable and sustainable investment value growth by trying to maintain investment value, through investing in US Dollar currency in fixed income securities portfolios (debt securities or fixed income mutual funds) and money market securities.

**About PFI Mega Life**

Established in 2011, PT PFI Mega Life Insurance is a newly structured joint venture life insurance company which combines the global expertise of Prudential Financial Inc with the local market network of CT Corpora. PFI Mega Life offers an array of life insurance products which cater to a wide range of customers, from large entities to individuals.

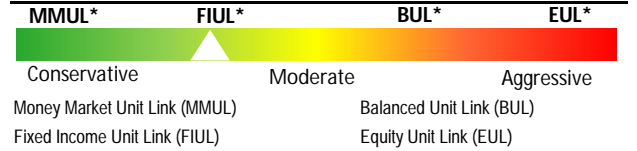
**Top Holdings in Portfolio (Alphabetical Order)**

No	Name	Investment Type - Sector	Related Party
1	Ashmore Dana USD Nusantara	Fixed Income Mutual Fund	No

**Investment Policy**

Fixed Income / Fixed Income Mutual Funds	80% - 100%
Money Market	0% - 20%

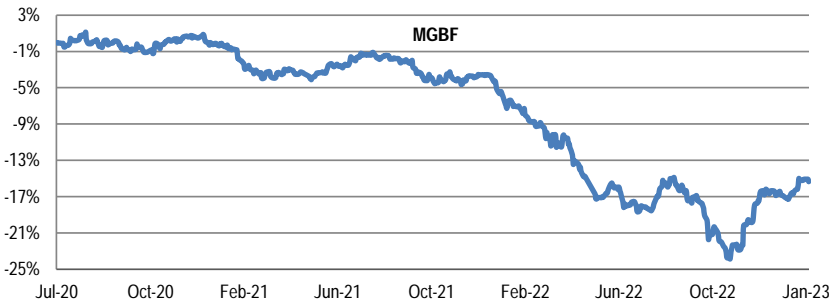
**Risk Profile**



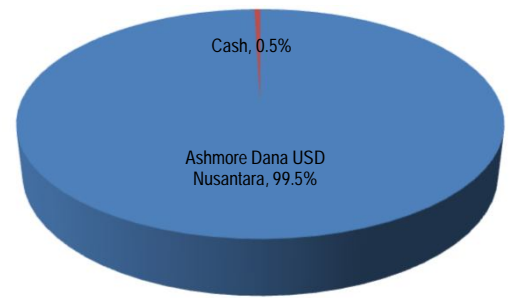
**Unit Link Information**

Inception Date	July 6, 2020
Investment Manager	PFI Mega Life Insurance
Assets Under Management	973,688.48
Total Unit Issued	1,150,057.98
Custodian Bank	CIMB Niaga
NAV/Unit as of July 6, 2020	1.0000
NAV/Unit as of January 31, 2023	0.8466
Valuation Period	Daily
Currency	USD
Management Fee Max.	2.50% p.a.
Custodian Fee Max.	0.25% p.a.

**Since Inception Performance**



**Assets Allocation**



**Investment Risks**

- Risk of deteriorating economic and political conditions.
- Risk of dissolution and liquidation.
- Risk of decrease in investment value.
- Risk of liquidity.

**Unit Link Monthly Performance For The Last 12 Months**

Period	Feb 22	Mar 22	Apr 22	May 22	Jun 22	Jul 22	Aug 22	Sep 22	Oct 22	Nov 22	Dec 22	Jan 23
Return	-2.35%	-1.05%	-5.29%	-0.79%	-2.79%	2.22%	-0.23%	-5.74%	-1.55%	6.31%	0.68%	1.88%

**Unit Link Annual Performance For The Last 5 Years**

Period	FY 2018	FY 2019	FY 2020	FY 2021	FY 2022
Return	#N/A	#N/A	#N/A	-4.15%	-13.73%

**Historical Performance**

	1 Month	3 Months	6 Months	YTD	1 Year	3 Year	5 Year	Since Inception
PML USD Global Total Return Bond Fund (MGBF)	1.88%	9.04%	0.97%	1.88%	-8.90%	#N/A	#N/A	-15.34%
Benchmark*	0.76%	4.75%	-1.37%	0.76%	-6.29%	#N/A	#N/A	-7.83%
Alpha	1.12%	4.29%	2.33%	1.12%	-2.61%	#N/A	#N/A	-7.51%

Notes: \*. Indonesia USD 5 year Govt. Bonds.

**Disclaimer:**

This report is prepared by PT PFI Mega Life Insurance for informational purposes only and can not be used or used as a basis for offering or selling. This report is based on the circumstances that have occurred and has been carefully prepared by PT PFI Mega Life Insurance even though PT PFI Mega Life Insurance does not guarantee the accuracy or completeness of the report. PT PFI Mega Life Insurance and its officers or employees shall not be liable for any direct or indirect losses arising from any use of this report. THE PAST PERFORMANCE DOES NOT REFLECT THE FUTURE PERFORMANCE. The prospective Investors must understand the risks of investing in Unit Link (Capital Market), therefore prospective Investors must read and understand the contents of Policy/Brochure before deciding to invest.

**PT PFI MEGA LIFE INSURANCE**

Head Office : GKM Green Tower Lt. 17. Jl. T.B. Simatupang Kav. 89G, Pasar Minggu, Jakarta Selatan 12520. Phone: +62 21 50812100, [www.pfimegalife.co.id](http://www.pfimegalife.co.id).

