

**PFI MEGA LIFE USD GLOBAL EQUITY OPPORTUNITY FUND**

**EQUITY UNIT LINK**

Bloomberg : <https://www.bloomberg.com/quote/MILMGEF:J>

March 31, 2022

**Investment Objectives**

Aiming to achieve risk-controlled long-term investment growth by investing in US Dollar currency in equity securities portfolios and leading equity funds that have strong fundamentals and potential for stable net profit growth.

**About PFI Mega Life**

Established in 2011, PT PFI Mega Life Insurance is a newly structured joint venture life insurance company which combines the global expertise of Prudential Financial Inc with the local market network of CT Corpora. PFI Mega Life offers an array of life insurance products which cater to a wide range of customers, from large entities to individuals.


**Top Holdings in Portfolio (Alphabetical Order)**

No	Name	Investment Type - Sector	Related Party
1	PGIM Jennison U.S. Growth Fund	Equity Mutual Fund	No
2	Bank CIMB Niaga	Time Deposit	No

**Investment Policy**

Stocks / Equity Mutual Funds	80% - 100%
Money Market	0% - 20%

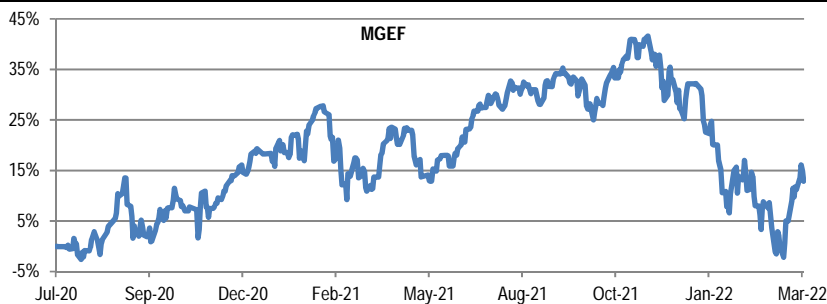
**Risk Profile**

MMUL*	FIUL*	BUL*	EUL*
			
Conservative	Moderate	Balanced Unit Link (BUL)	Aggressive
Money Market Unit Link (MMUL)			Equity Unit Link (EUL)
Fixed Income Unit Link (FIUL)			

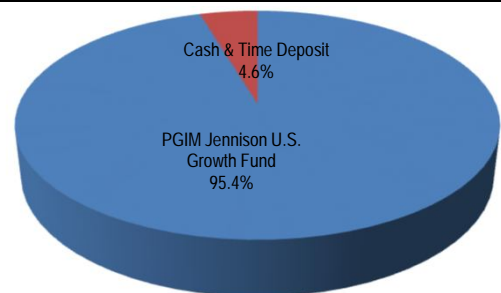
**Unit Link Information**

Inception Date	July 6, 2020	
Investment Manager	PFI Mega Life Insurance	
Assets Under Management	19,636,103	
Total Unit Issued	17,398,443	
Custodian Bank	CIMB Niaga	
NAV/Unit as of	July 6, 2020	1.0000
NAV/Unit as of	March 31, 2022	1.1286
Valuation Period	Daily	
Currency	USD	
Management Fee Max.	2.75% p.a.	
Custodian Fee Max.	0.25% p.a.	

**Since Inception Performance**



**Asset Allocation**



**Investment Risks**

- Risk of deteriorating economic and political conditions. - Risk of dissolution and liquidation. - Risk of decrease in investment value. - Risk of liquidity.

**Unit Link Monthly Performance For The Last 12 Months**

Period	Apr 21	May 21	Jun 21	Jul 21	Aug 21	Sep 21	Oct 21	Nov 21	Dec 21	Jan 22	Feb 22	Mar 22
Return	10.35%	-4.03%	8.58%	2.51%	1.26%	-4.41%	7.64%	-1.18%	-2.23%	-12.99%	-5.44%	3.76%

**Unit Link Annual Performance For The Last 5 Years**

Period	FY 2017	FY 2018	FY 2019	FY 2020	FY 2021
Return	#N/A	#N/A	#N/A	#N/A	11.78%

**Historical Performance**

	1 Month	3 Months	6 Months	YTD	1 Year	3 Year	5 Year	Since Inception
PML USD Global Equity Opportunity Fund (MGEF)	3.76%	-14.63%	-11.22%	-14.63%	1.29%	#N/A	#N/A	12.86%
Benchmark*	3.75%	-9.04%	-0.29%	-9.04%	11.96%	#N/A	#N/A	35.11%
Alpha	0.01%	-5.59%	-10.94%	-5.59%	-10.67%	#N/A	#N/A	-22.25%

Notes: \*. Since 01/12/2021: 90% Russel 1000 Growth Index + 10% USD 1 Month TD Rate Average Net;

06/07/2020 - 30/11/2021: 95% Russel 1000 Growth Index + 5% USD 1 Month TD Rate Average Net.

**Disclaimer:**

This report is prepared by PT PFI Mega Life Insurance for informational purposes only and can not be used or used as a basis for offering or selling. This report is based on the circumstances that have occurred and has been carefully prepared by PT PFI Mega Life Insurance even though PT PFI Mega Life Insurance does not guarantee the accuracy or completeness of the report. PT PFI Mega Life Insurance and its officers or employees shall not be liable for any direct or indirect losses arising from any use of this report. Past performance does not reflect future performance. Prospective Investors must understand the risks of investing in Unit Link (Capital Market), therefore prospective Investors must read and understand the contents of Policy/Brochure before deciding to invest.

**PT PFI MEGA LIFE INSURANCE**

Jl. T.B. Simatupang Kav. 88, Pasar Minggu, Jakarta Selatan 12520  
Phone +62 21 50812100, Fax. +62 21 50812121

