



**PFI MEGA LIFE**

**PFI MEGA LIFE LIQUID FUND**

**MONEY MARKET UNIT LINK**

Bloomberg Link: <https://www.bloomberg.com/quote/MPLLFIID:IJ>

June 27, 2023

**Investment Objectives**

Maintain and obtain capital growth through investments in money market instruments, bonds with maturities of no more than 1 (one) year, and time deposits.

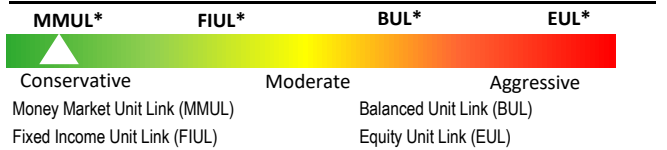
**About PFI Mega Life**

Established in 2011, PT PFI Mega Life Insurance is a newly structured joint venture life insurance company which combines the global expertise of Prudential Financial Inc with the local market network of CT Corpora. PFI Mega Life offers an array of life insurance products which cater to a wide range of customers, from large entities to individuals.

**Investment Policy**

Money Market 100%

**Risk Profile**



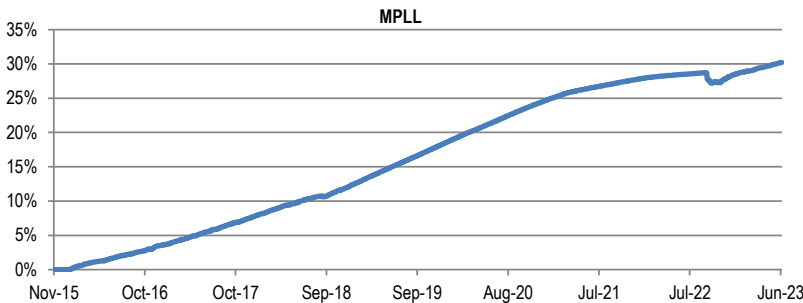
**Top Holdings in Portfolio (Alphabetical Order)**

No	Name	Investment Type	Related Party
1	SPN12230914	Gov. Bond < 1 yr	No
2	Bank BRI	Time Deposit	No
3	Bank CIMB Niaga	Time Deposit	No
4	Bank Mega	Time Deposit	Yes
5	Bank Permata	Time Deposit	No

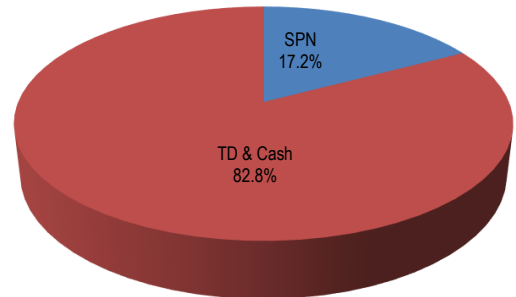
**Unit Link Information**

Inception Date	November 16, 2015	
Investment Manager	PFI Mega Life Insurance	
Assets Under Management	28,687,481,031	
Total Unit Issued	22,029,776	
Custodian Bank	CIMB Niaga	
NAV/Unit as of	November 16, 2015	1,000.00
NAV/Unit as of	June 27, 2023	1,302.21
Valuation Period	Daily	
Currency	Rupiah	
Management Fee Max.	1.85% p.a.	
Custodian Fee Max.	0.15% p.a.	

**Since Inception Performance**



**Assets Allocation**



**Investment Risks**

- Risk of deteriorating economic and political conditions.
- Risk of dissolution and liquidation.
- Risk of decrease in investment value.
- Risk of liquidity.

**Unit Link Monthly Performance For The Last 12 Months**

Period	Jul-22	Aug-22	Sep-22	Oct-22	Nov-22	Dec-22	Jan-23	Feb-23	Mar-23	Apr-23	May-23	Jun-23
Return	0.06%	0.07%	-1.15%	0.11%	0.48%	0.42%	0.27%	0.13%	0.29%	0.21%	0.25%	0.20%

**Unit Link Annual Performance For The Last 5 Years**

Period	FY 2018	FY 2019	FY 2020	FY 2021	FY 2022
Return	4.11%	5.61%	4.98%	2.61%	0.53%

**Historical Performance**

	1 Month	3 Month	6 Month	YTD	1 Year	3 Year	5 Year	Since Inception
PFI Mega Life Liquid Fund (MPLL) *	0.20%	0.66%	1.35%	1.35%	1.33%	7.04%	18.24%	30.22%
Peer Group Index**	0.30%	0.98%	1.96%	1.96%	3.38%	10.54%	21.77%	36.70%
Peer Group Index Alpha	-0.11%	-0.33%	-0.61%	-0.61%	-2.06%	-3.51%	-3.53%	-6.48%
Benchmark***	0.22%	0.71%	1.43%	1.43%	2.74%	9.15%	19.56%	35.44%
Benchmark Alpha	-0.02%	-0.05%	-0.08%	-0.08%	-1.41%	-2.11%	-1.32%	-5.22%

Notes: \*. Old: Mega Prima Link Liquid Fund; \*\*. Money Market Fund Index (MMFI); \*\*\*. IDR 1 Month TD Rate Net.

**Disclaimer:**

This report is prepared by PT PFI Mega Life Insurance for informational purposes only and can not be used or used as a basis for offering or selling. This report is based on the circumstances that have occurred and has been carefully prepared by PT PFI Mega Life Insurance even though PT PFI Mega Life Insurance does not guarantee the accuracy or completeness of the report. PT PFI Mega Life Insurance and its officers or employees shall not be liable for any direct or indirect losses arising from any use of this report. THE PAST PERFORMANCE DOES NOT REFLECT THE FUTURE PERFORMANCE. The prospective Investors must understand the risks of investing in Unit Link (Capital Market), therefore prospective Investors must read and understand the contents of Policy/Brochure before deciding to invest.

**PT PFI MEGA LIFE INSURANCE**

Head Office : GKM Green Tower Lt. 17. Jl. T.B. Simatupang Kav. 89G, Pasar Minggu, Jakarta Selatan 12520. Phone: +62 21 50812100, www.pfimegalife.co.id.

