



**PFI MEGA LIFE**

**PFI MEGA LIFE LIQUID FUND**

**MONEY MARKET UNIT LINK**

Bloomberg Link: <https://www.bloomberg.com/quote/MPLLFID:IJ>

July 29, 2022

**Investment Objectives**

Maintain and obtain capital growth through investment in money market securities, money market mutual funds and bonds that have a maturity of less than one year.

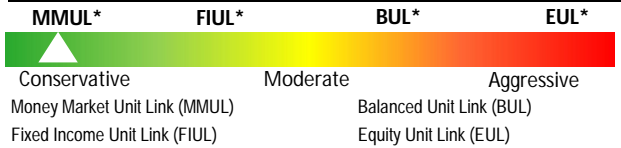
**About PFI Mega Life**

Established in 2011, PT PFI Mega Life Insurance is a newly structured joint venture life insurance company which combines the global expertise of Prudential Financial Inc with the local market network of CT Corpora. PFI Mega Life offers an array of life insurance products which cater to a wide range of customers, from large entities to individuals.

**Investment Policy**

Money Market / Money Market Mutual Funds	80% - 100%
Cash	0% - 20%

**Risk Profile**



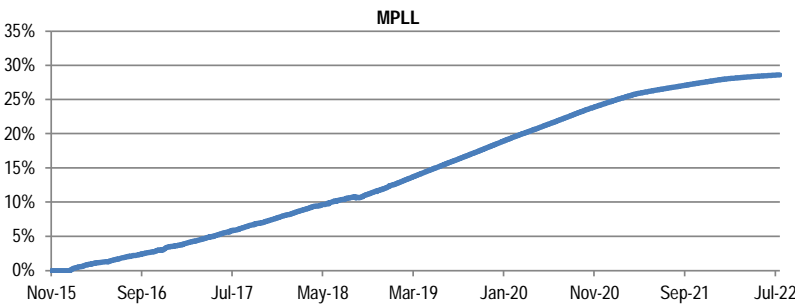
**Top Holdings in Portfolio (Alphabetical Order)**

No	Name	Investment Type	Related Party
1	Bank BJB	Time Deposit	No
2	Bank BRI	Time Deposit	No
3	Bank BTPN Syariah	Time Deposit	No
4	Bank CIMB Niaga	Time Deposit	No
5	Bank CIMB Niaga Syariah	Time Deposit	No
6	Bank Mega	Time Deposit	Yes
7	Bank Syariah Indonesia	Time Deposit	No

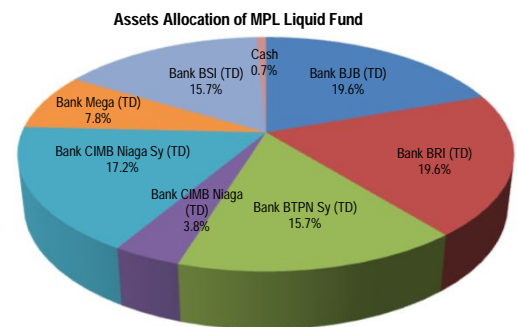
**Unit Link Information**

Inception Date	November 16, 2015	
Investment Manager	PFI Mega Life Insurance	
Assets Under Management	6,387,896,460	
Total Unit Issued	4,967,316	
Custodian Bank	CIMB Niaga	
NAV/Unit as of	November 16, 2015	1,000.00
NAV/Unit as of	July 29, 2022	1,285.99
Valuation Period	Daily	
Currency	Rupiah	
Management Fee Max.	1.50% p.a.	
Custodian Fee Max.	0.25% p.a.	

**Since Inception Performance**



**Assets Allocation**



**Investment Risks**

- Risk of deteriorating economic and political conditions.
- Risk of dissolution and liquidation.
- Risk of decrease in investment value.
- Risk of liquidity.

**Unit Link Monthly Performance For The Last 12 Months**

Period	Aug 21	Sep 21	Oct 21	Nov 21	Dec 21	Jan 22	Feb 22	Mar 22	Apr 22	May 22	Jun 22	Jul 22
Return	0.17%	0.17%	0.16%	0.17%	0.16%	0.15%	0.08%	0.10%	0.07%	0.08%	0.06%	0.06%

**Unit Link Annual Performance For The Last 5 Years**

Period	FY 2017	FY 2018	FY 2019	FY 2020	FY 2021
Return	4.22%	4.11%	5.61%	4.98%	2.61%

**Historical Performance**

	1 Month	3 Months	6 Months	YTD	1 Year	3 Years	5 Years	Since Inception
PFI Mega Life Liquid Fund (MPLL) *	0.06%	0.21%	0.46%	0.61%	1.47%	10.83%	21.40%	28.60%
Peer Group Index**	0.22%	0.69%	1.27%	1.50%	2.68%	12.03%	22.53%	32.52%
Peer Group Index Alpha	-0.15%	-0.48%	-0.81%	-0.89%	-1.21%	-1.21%	-1.13%	-3.92%
Benchmark***	0.19%	0.60%	1.18%	1.41%	2.54%	10.77%	21.39%	32.08%
Benchmark Alpha	-0.12%	-0.39%	-0.72%	-0.79%	-1.07%	0.06%	0.02%	-3.49%

Notes: \*. Old: Mega Prima Link Liquid Fund; \*\*. Money Market Fund Index (MMFI); \*\*\*. IDR 1 Month TD Rate Net.

**Disclaimer:**

This report is prepared by PT PFI Mega Life Insurance for informational purposes only and can not be used or used as a basis for offering or selling. This report is based on the circumstances that have occurred and has been carefully prepared by PT PFI Mega Life Insurance even though PT PFI Mega Life Insurance does not guarantee the accuracy or completeness of the report. PT PFI Mega Life Insurance and its officers or employees shall not be liable for any direct or indirect losses arising from any use of this report. Past performance does not reflect future performance. Prospective Investors must understand the risks of investing in Unit Link (Capital Market), therefore prospective Investors must read and understand the contents of Policy/Brochure before deciding to invest.

**PT PFI MEGA LIFE INSURANCE**

Jl. T.B. Simatupang Kav. 88, Pasar Minggu, Jakarta Selatan 12520  
Phone +62 21 50812100, Fax. +62 21 50812121