



PFI MEGA LIFE

MEGA PRIMA LINK FIXED INCOME FUND

FIXED INCOME UNIT LINK

Bloomberg Link: <https://www.bloomberg.com/quote/MEGPLFI:J>

April 28, 2022

Investment Objectives

Obtain a stable and sustainable investment value growth by trying to maintain investment value, through investment in fixed income securities (debt instruments or fixed income mutual funds) and money market securities.

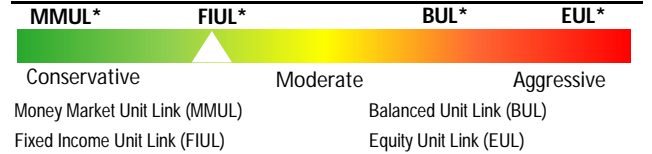
Investment Policy

| | |
|--|------------|
| Fixed Income / Fixed Income Mutual Funds | 80% - 100% |
| Money Market | 0% - 20% |

About PFI Mega Life

Established in 2011, PT PFI Mega Life Insurance is a newly structured joint venture life insurance company which combines the global expertise of Prudential Financial Inc with the local market network of CT Corpora. PFI Mega Life offers an array of life insurance products which cater to a wide range of customers, from large entities to individuals.

Risk Profile



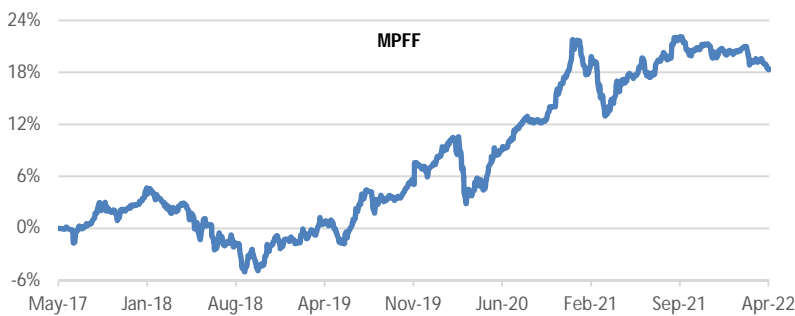
Debt Securities Top Holdings in Portfolio (Alphabetical Order)

| No | Name | Investment Type - Sector | Related Party |
|----|--------|--------------------------|---------------|
| 1 | FR0061 | Government Bond | No |
| 2 | FR0068 | Government Bond | No |
| 3 | FR0071 | Government Bond | No |
| 4 | FR0072 | Government Bond | No |
| 5 | FR0075 | Government Bond | No |
| 6 | FR0079 | Government Bond | No |
| 7 | FR0080 | Government Bond | No |
| 8 | FR0082 | Government Bond | No |
| 9 | FR0083 | Government Bond | No |
| 10 | FR0091 | Government Bond | No |

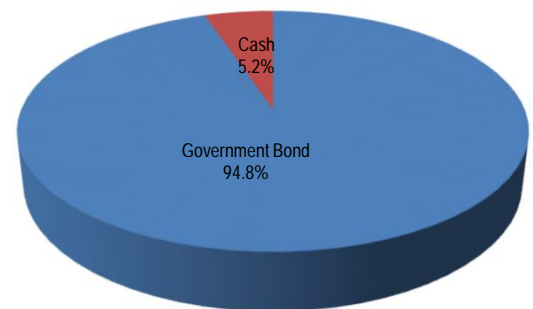
Unit Link Information

| | | |
|-------------------------|-------------------|----------|
| Inception Date | May 30, 2017 | |
| Investment Manager | Ashmore Indonesia | |
| Assets Under Management | 13,033,287,280 | |
| Total Unit Issued | 11,015,829 | |
| Custodian Bank | CIMB Niaga | |
| NAV/Unit as of | May 30, 2017 | 1,000.00 |
| NAV/Unit as of | April 28, 2022 | 1,183.14 |
| Valuation Period | Daily | |
| Currency | Rupiah | |
| Management Fee Max. | 2.00% p.a. | |
| Custodian Fee Max. | 0.25% p.a. | |

Since Inception Performance



Assets Allocation



Investment Risks

- Risk of deteriorating economic and political conditions.
- Risk of dissolution and liquidation.
- Risk of decrease in investment value.
- Risk of liquidity.

Unit Link Monthly Performance For The Last 12 Months

| Period | May-21 | Jun-21 | Jul-21 | Aug-21 | Sep-21 | Oct-21 | Nov-21 | Dec-21 | Jan-22 | Feb-22 | Mar-22 | Apr-22 |
|--------|--------|--------|--------|--------|--------|--------|--------|--------|--------|--------|--------|--------|
| Return | 0.79% | -0.41% | 1.97% | 1.87% | -1.07% | 0.07% | 0.20% | -0.22% | -0.28% | 0.46% | -1.36% | -0.84% |

Unit Link Annual Performance For The Last 5 Years

| Period | FY 2017 | FY 2018 | FY 2019 | FY 2020 | FY 2021 |
|--------|---------|---------|---------|---------|---------|
| Return | #N/A | -4.57% | 8.61% | 13.28% | -0.61% |

Historical Performance

| | 1 Month | 3 Months | 6 Months | YTD | 1 Year | 3 Year | 5 Year | Since Inception |
|--|---------|----------|----------|--------|--------|---------|--------|-----------------|
| Mega Prima Link Fixed Income Fund (MPFF) | -0.84% | -1.74% | -2.04% | -2.01% | 1.12% | 18.69% | #N/A | 18.31% |
| Peer Group Index* | -0.71% | -0.89% | -0.68% | -0.98% | 2.24% | 17.07% | #N/A | 24.01% |
| Peer Group Index Alpha | -0.13% | -0.85% | -1.36% | -1.03% | -1.12% | 1.62% | #N/A | -5.69% |
| Benchmark** | -0.81% | -0.92% | -0.11% | -0.77% | 4.98% | 29.55% | #N/A | 43.22% |
| Benchmark Alpha | -0.04% | -0.82% | -1.93% | -1.24% | -3.86% | -10.86% | #N/A | -24.90% |

Notes: *. Fixed Income Fund Index (FIFI); **. Since 01/02/2022: 90% INDOBeXG-TR + 10% IDR 1 Month TD Rate Net.

**. 30/05/2017 - 31/01/2022: 90% BINDO Index +10% IDR 1 Month TD Rate Net.

Disclaimer:

This report is prepared by PT PFI Mega Life Insurance for informational purposes only and can not be used or used as a basis for offering or selling. This report is based on the circumstances that have occurred and has been carefully prepared by PT PFI Mega Life Insurance even though PT PFI Mega Life Insurance does not guarantee the accuracy or completeness of the report. PT PFI Mega Life Insurance and its officers or employees shall not be liable for any direct or indirect losses arising from any use of this report. Past performance does not reflect future performance. Prospective Investors must understand the risks of investing in Unit Link (Capital Market), therefore prospective Investors must read and understand the contents of Policy/Brochure before deciding to invest.

PT PFI MEGA LIFE INSURANCE

Jl. T.B. Simatupang Kav. 88, Pasar Minggu, Jakarta Selatan 12520

Phone +62 21 50812100, Fax. +62 21 50812121

