



PFI MEGA LIFE

PFI MEGA LIFE FIXED INCOME FUND

FIXED INCOME UNIT LINK

Bloomberg Link: <https://www.bloomberg.com/quote/MPLFIID:IJ>

April 28, 2023

Investment Objectives

Obtain a stable and sustainable investment value growth by trying to maintain investment value, through investment in fixed income securities (Government Securities or fixed income mutual funds with Government Securities as underlying) and money market securities.

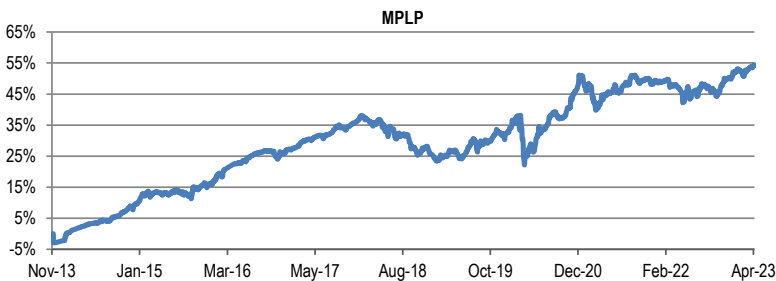
About PFI Mega Life

Established in 2011, PT PFI Mega Life Insurance is a newly structured joint venture life insurance company which combines the global expertise of Prudential Financial Inc with the local market network of CT Corpora. PFI Mega Life offers an array of life insurance products which cater to a wide range of customers, from large entities to individuals.

Debt Securities Top Holdings in Portfolio (Alphabetical Order)

| No | Name | Investment Type - Sector | Related Party |
|----|--------|--------------------------|---------------|
| 1 | FR0071 | Government Bond | No |
| 2 | FR0082 | Government Bond | No |
| 3 | FR0083 | Government Bond | No |
| 4 | FR0091 | Government Bond | No |
| 5 | FR0096 | Government Bond | No |
| 6 | FR0098 | Government Bond | No |

Since Inception Performance



Investment Risks

- Risk of deteriorating economic and political conditions.
- Risk of dissolution and liquidation.
- Risk of decrease in investment value.
- Risk of liquidity.

Unit Link Monthly Performance For The Last 12 Months

| Period | May 22 | Jun 22 | Jul 22 | Aug 22 | Sep 22 | Oct 22 | Nov 22 | Dec 22 | Jan 23 | Feb 23 | Mar 23 | Apr 23 |
|--------|--------|--------|--------|--------|--------|--------|--------|--------|--------|--------|--------|--------|
| Return | -0.52% | 0.05% | 0.67% | 0.71% | -1.48% | -0.56% | 3.14% | 0.53% | 1.47% | -0.44% | 0.88% | 0.73% |

Unit Link Annual Performance For The Last 5 Years

| Period | FY 2018 | FY 2019 | FY 2020 | FY 2021 | FY 2022 |
|--------|---------|---------|---------|---------|---------|
| Return | -8.34% | 5.68% | 13.76% | -0.81% | 0.49% |

Historical Performance

| | 1 Month | 3 Months | 6 Months | YTD | 1 Year | 3 Year | 5 Year | Since Inception |
|---|---------|----------|----------|--------|--------|--------|---------|-----------------|
| PFI Mega Life Fixed Income Fund (MPLP)* | 0.73% | 1.16% | 6.44% | 2.66% | 5.23% | 19.95% | 13.93% | 54.18% |
| Peer Group Index** | 0.64% | 1.13% | 4.27% | 1.75% | 4.11% | 16.31% | 23.45% | 62.81% |
| Peer Group Index Alpha | 0.09% | 0.03% | 2.17% | 0.91% | 1.11% | 3.64% | -9.52% | -8.63% |
| Benchmark*** | 0.99% | 1.87% | 7.41% | 3.35% | 7.78% | 29.40% | 43.36% | 119.58% |
| Benchmark Alpha | -0.27% | -0.70% | -0.97% | -0.70% | -2.55% | -9.45% | -29.43% | -65.40% |

Notes: *. Old: Mega Prima Link Protected Fund; **. Fixed Income Fund Index (FIFI); ***. 90% INDOBeXG-TR + 10% IDR 1 Month TD Rate Net.

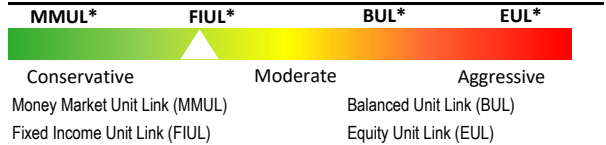
Disclaimer:

This report is prepared by PT PFI Mega Life Insurance for informational purposes only and can not be used or used as a basis for offering or selling. This report is based on the circumstances that have occurred and has been carefully prepared by PT PFI Mega Life Insurance even though PT PFI Mega Life Insurance does not guarantee the accuracy or completeness of the report. PT PFI Mega Life Insurance and its officers or employees shall not be liable for any direct or indirect losses arising from any use of this report. THE PAST PERFORMANCE DOES NOT REFLECT THE FUTURE PERFORMANCE. The prospective Investors must understand the risks of investing in Unit Link (Capital Market), therefore prospective Investors must read and understand the contents of Policy/Brochure before deciding to invest.

Investment Policy

| | |
|--|------------|
| Fixed Income / Fixed Income Mutual Funds | 80% - 100% |
| Money Market | 0% - 20% |

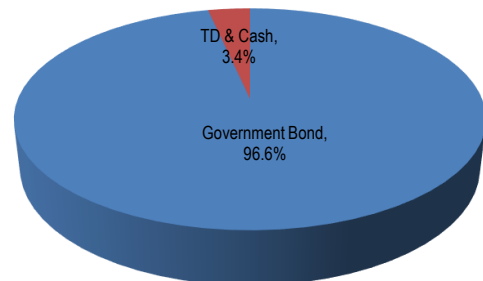
Risk Profile



Unit Link Information

| | | |
|-------------------------|-------------------|----------|
| Inception Date | November 14, 2013 | |
| Investment Manager | Ashmore Indonesia | |
| Assets Under Management | 183,866,925,572 | |
| Total Unit Issued | 119,258,276 | |
| Custodian Bank | CIMB Niaga | |
| NAV/Unit as of | November 14, 2013 | 1,000.00 |
| NAV/Unit as of | April 28, 2023 | 1,541.75 |
| Valuation Period | Daily | |
| Currency | Rupiah | |
| Management Fee Max. | 2.85% p.a. | |
| Custodian Fee Max. | 0.15% p.a. | |

Assets Allocation



PT PFI MEGA LIFE INSURANCE

Head Office : GKM Green Tower Lt. 17. Jl. T.B. Simatupang Kav. 89G, Pasar Minggu, Jakarta Selatan 12520. Phone: +62 21 50812100, www.pfimegalife.co.id.

