

PFI MEGA LIFE BALANCED FUND **BALANCED UNIT LINK**

Bloomberg Link: <https://www.bloomberg.com/quote/MPLBFID:J> March 31, 2022

Investment Objectives

Maintain a balance between investment value growth and securities fluctuations through investment in equity securities, fixed income securities and money market securities.

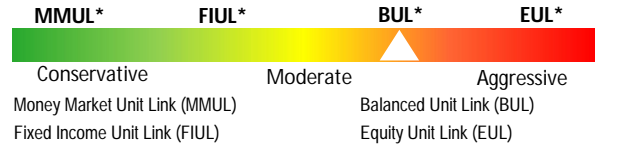
About PFI Mega Life

Established in 2011, PT PFI Mega Life Insurance is a newly structured joint venture life insurance company which combines the global expertise of Prudential Financial Inc with the local market network of CT Corpora. PFI Mega Life offers an array of life insurance products which cater to a wide range of customers, from large entities to individuals.

Investment Policy

Stocks / Equity Mutual Funds	0% - 75%
Fixed Income / Fixed Income Mutual Funds	0% - 75%
Money Market / Money Market Mutual Funds	0% - 75%

Risk Profile



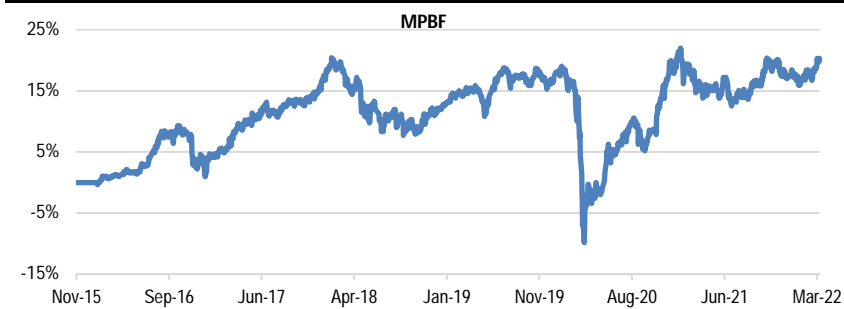
Top Holdings in Portfolio (Alphabetical Order)

No	Name	Investment Type - Sector	Related Party
1	Bank Central Asia Tbk	Stock - Financials	No
2	Bank Mandiri (Persero) Tbk	Stock - Financials	No
3	Bank Negara Indonesia (Persero) Tbk	Stock - Financials	No
4	Bank Rakyat Indonesia (Persero) Tbk	Stock - Financials	No
5	FR0061	Government Bond	No
6	FR0068	Government Bond	No
7	FR0071	Government Bond	No
8	FR0080	Government Bond	No
9	FR0082	Government Bond	No
10	Telkom Indonesia (Persero) Tbk	Stock - Infrastructure	No

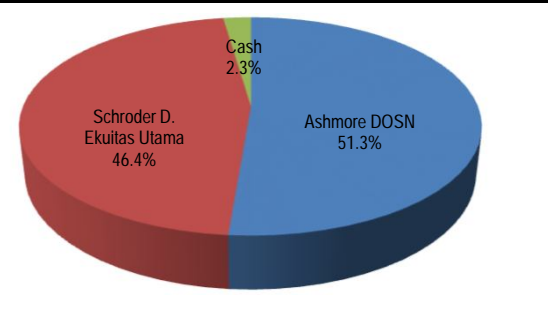
Unit Link Information

Inception Date	November 16, 2015
Investment Manager	Ashmore & Schroders Indonesia
Assets Under Management	58,423,852,852
Total Unit Issued	48,575,005
Custodian Bank	CIMB Niaga
NAV/Unit as of November 16, 2015	1,000.00
NAV/Unit as of March 31, 2022	1,202.76
Valuation Period	Daily
Currency	Rupiah
Management Fee Max.	2.50% p.a.
Custodian Fee Max.	0.25% p.a.

Since Inception Performance



Assets Allocation



Investment Risks

- Risk of deteriorating economic and political conditions.
- Risk of dissolution and liquidation.
- Risk of decrease in investment value.
- Risk of liquidity.

Unit Link Monthly Performance For The Last 12 Months

Period	Apr 21	May 21	Jun 21	Jul 21	Aug 21	Sep 21	Oct 21	Nov 21	Dec 21	Jan 22	Feb 22	Mar 22
Return	1.31%	0.16%	-2.25%	0.92%	2.01%	0.55%	2.03%	-1.20%	-0.37%	-0.99%	1.64%	1.83%

Unit Link Annual Performance For The Last 5 Years

Period	FY 2017	FY 2018	FY 2019	FY 2020	FY 2021
Return	13.05%	-4.71%	5.29%	-0.03%	-0.42%

Historical Performance

	1 Month	3 Months	6 Months	YTD	1 Year	3 Years	5 Year	Since Inception
PFI Mega Life Balanced Fund (MPBF) *	1.83%	2.48%	2.92%	2.48%	5.67%	4.51%	10.81%	20.28%
Peer Group Index**	1.70%	2.96%	5.87%	2.96%	9.69%	4.83%	12.18%	29.57%
Peer Group Index Alpha	0.14%	-0.48%	-2.94%	-0.48%	-4.02%	-0.32%	-1.38%	-9.30%
Benchmark***	0.68%	2.89%	5.55%	2.89%	11.34%	20.43%	37.28%	67.07%
Benchmark Alpha	1.15%	-0.41%	-2.62%	-0.41%	-5.66%	-15.92%	-26.48%	-46.79%

Notes: *. Old: Mega Prima Link Balanced Fund; **. Balanced Fund Index (BFI); ***. Since 01/02/2022: 45% JCI + 45% INDOBeXG-TR + 10% IDR 1 Month TD Rate Net.

***. 16/11/2015 - 31/01/2022: 45% JCI + 45% BINDO Index + 10% IDR 1 Month TD Rate Net.

Disclaimer:

This report is prepared by PT PFI Mega Life Insurance for informational purposes only and can not be used or used as a basis for offering or selling. This report is based on the circumstances that have occurred and has been carefully prepared by PT PFI Mega Life Insurance even though PT PFI Mega Life Insurance does not guarantee the accuracy or completeness of the report. PT PFI Mega Life Insurance and its officers or employees shall not be liable for any direct or indirect losses arising from any use of this report. Past performance does not reflect future performance. Prospective Investors must understand the risks of investing in Unit Link (Capital Market), therefore prospective Investors must read and understand the contents of Policy/Brochure before deciding to invest.

PT PFI MEGA LIFE INSURANCE

Jl. T.B. Simatupang Kav. 88, Pasar Minggu, Jakarta Selatan 12520
Phone +62 21 50812100, Fax. +62 21 50812121

