



PFI MEGA LIFE

MEGA AMANAH LINK FIXED INCOME FUND

SHARIA FIXED INCOME UNIT LINK

Bloomberg Link: <https://www.bloomberg.com/quote/MEGAFF:J>

June 30, 2021

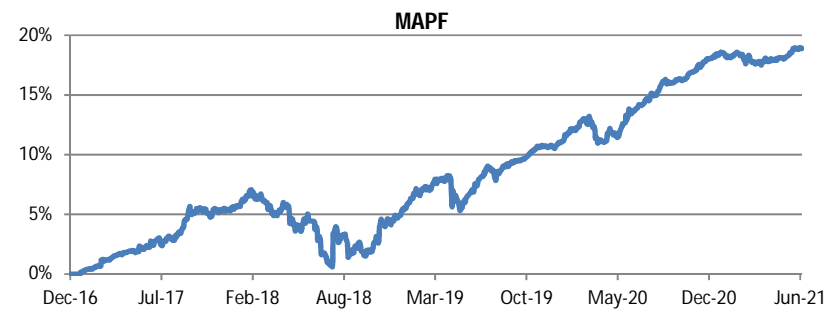
Investment Objectives

Obtain a stable and sustainable investment value growth by trying to maintain investment value, through investment in sharia fixed income securities (sukuks or sharia fixed income mutual funds) and sharia money market securities.

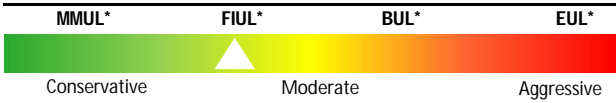
About PFI Mega Life

Established in 2011, PT PFI Mega Life Insurance is a newly structured joint venture life insurance company which combines the global expertise of Prudential Financial Inc with the local market network of CT Corpora. PFI Mega Life offers an array of life insurance products which cater to a wide range of customers, from large entities to individuals.

Since Inception Performance



Risk Profile



- Money Market Unit Link (MMUL)
- Fixed Income Unit Link (FIUL)
- Balanced Unit Link (BUL)
- Equity Unit Link (EUL)

Investment Risks

- Risk of deteriorating economic and political conditions.
- Risk of decrease in investment value.
- Risk of liquidity.
- Risk of dissolution and liquidation.

Historical Performance

| | 1 Month | 3 Months | 6 Months | YTD | 1 Year | 3 Years | Since Inception | 2020 |
|---|---------|----------|----------|--------|--------|---------|-----------------|--------|
| Mega Amanah Link Fixed Income Fund (MAPF) | 0.50% | 1.08% | 0.32% | 0.32% | 4.15% | 15.33% | 18.90% | 6.78% |
| Peer Group Index* | 0.52% | 1.54% | 0.29% | 0.29% | 7.83% | 24.06% | 32.25% | 10.57% |
| Peer Group Index Alpha | -0.02% | -0.46% | 0.03% | 0.03% | -3.69% | -8.72% | -13.35% | -3.79% |
| Benchmark** | 0.81% | 2.59% | 2.07% | 2.07% | 11.09% | 33.27% | 48.19% | 13.50% |
| Benchmark Alpha | -0.31% | -1.50% | -1.75% | -1.75% | -6.94% | -17.94% | -29.29% | -6.72% |

Notes: *. Sharia Fixed Income Fund Index (SFFI) ; **. 85% IGSIX + 15% IDR 1Mo TD Rate Net

Disclaimer

This report is prepared by PT PFI Mega Life Insurance for informational purposes only and can not be used or used as a basis for offering or selling. This report is based on the circumstances that have occurred and has been carefully prepared by PT PFI Mega Life Insurance even though PT PFI Mega Life Insurance does not guarantee the accuracy or completeness of the report. PT PFI Mega Life Insurance and its officers or employees shall not be liable for any direct or indirect losses arising from any use of this report. Past performance does not reflect future performance. Prospective Investors must understand the risks of investing in Unit Link (Capital Market), therefore prospective Investors must read and understand the contents of Policy/Brochure before deciding to invest.

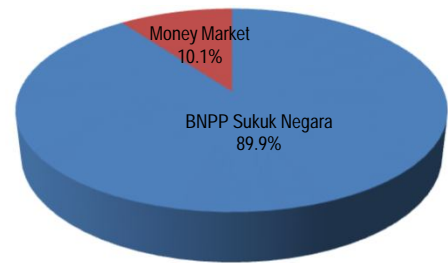
Investment Policy

| | |
|------------------------------------|------------|
| Sukuks / Fixed Income Mutual Funds | 80% - 100% |
| Sharia Money Market | 0% - 20% |

Top Holdings in Portfolio (Alphabetical Order)

| | |
|------------|------------|
| 01. PBS011 | 05. PBS023 |
| 02. PBS012 | 06. PBS026 |
| 03. PBS017 | 07. PBS027 |
| 04. PBS019 | |

Assets Allocation



Unit Link Information

| | |
|-------------------------|---------------------|
| Inception Date | December 14, 2016 |
| Unit Link Type | Sharia Fixed Income |
| Assets Under Management | 732,921,326.58 |
| Total Unit Issued | 616,418.81 |
| Custodian Bank | CIMB Niaga |
| NAV / Unit | 1,189.00 |
| Currency | Rupiah |
| Management Fee Max. | 1.50% p.a. |
| Custodian Fee Max. | 0.25% p.a. |

PT PFI MEGA LIFE INSURANCE

Jl. T.B. Simatupang Kav. 88, Pasar Minggu, Jakarta Selatan 12520
Phone +62 21 50812100, Fax. +62 21 50812121

