



PFI MEGA LIFE

MEGA AMANAH LINK BALANCED FUND

SHARIA BALANCED UNIT LINK

Bloomberg Link: <https://www.bloomberg.com/quote/MEGAABF:J>

March 31, 2022

Investment Objectives

Maintain a balance between investment value growth and securities fluctuations through investment in sharia equity securities, sharia fixed income securities and sharia money market securities.

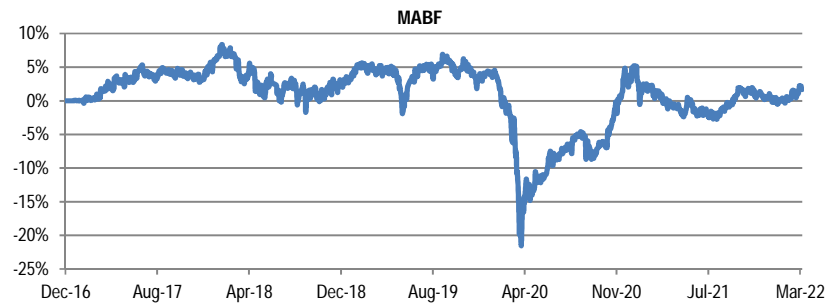
About PFI Mega Life

Established in 2011, PT PFI Mega Life Insurance is a newly structured joint venture life insurance company which combines the global expertise of Prudential Financial Inc with the local market network of CT Corpora. PFI Mega Life offers an array of life insurance products which cater to a wide range of customers, from large entities to individuals.

Top Holdings in Portfolio (Alphabetical Order)

No	Name	Investment Type - Sector	Related Party
1	Adaro Energy Tbk	Stock - Energy	No
2	Charoen Pokphand Indonesia Tbk	Stock - Consumer Non-Cyclicals	No
3	Indofood CBP Sukses Makmur Tbk	Stock - Consumer Non-Cyclicals	No
4	PBS012	Government Sukuk	No
5	PBS017	Government Sukuk	No
6	PBS019	Government Sukuk	No
7	PBS026	Government Sukuk	No
8	PBS027	Government Sukuk	No
9	Telkom Indonesia (Persero) Tbk	Stock - Infrastructure	No
10	United Tractors Tbk	Stock - Industrials	No

Since Inception Performance



Investment Risks

- Risk of deteriorating economic and political conditions.
- Risk of dissolution and liquidation.
- Risk of decrease in investment value.
- Risk of liquidity.

Unit Link Monthly Performance For The Last 12 Months

Period	Apr-21	May-21	Jun-21	Jul-21	Aug-21	Sep-21	Oct-21	Nov-21	Dec-21	Jan-22	Feb-22	Mar-22
Return	-0.17%	-0.53%	-0.84%	-0.61%	1.32%	1.48%	1.20%	-1.01%	0.00%	-0.48%	0.52%	1.22%

Unit Link Annual Performance For The Last 5 Years

Period	FY 2017	FY 2018	FY 2019	FY 2020	FY 2021
Return	5.71%	-2.46%	0.91%	-1.90%	-1.60%

Historical Performance

	1 Month	3 Months	6 Months	YTD	1 Year	3 Year	5 Year	Since Inception
Mega Amanah Link Balanced Fund (MABF)	1.22%	1.26%	1.44%	1.26%	2.09%	-2.67%	0.08%	1.70%
Peer Group Index*	1.05%	0.56%	2.72%	0.56%	3.09%	-6.04%	-7.65%	-6.45%
Peer Group Index Alpha	0.17%	0.70%	-1.28%	0.70%	-1.00%	3.37%	7.73%	8.15%
Benchmark**	1.33%	2.43%	5.20%	2.43%	9.49%	20.59%	32.55%	38.16%
Benchmark Alpha	-0.11%	-1.17%	-3.76%	-1.17%	-7.40%	-23.26%	-32.47%	-36.46%

Notes: *. Sharia Balanced Fund Index (SBFI); **. 45% ISSI + 45% IGSIX + 10% IDR 1 Month TD Rate Net.

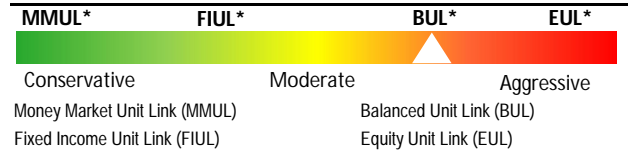
Disclaimer:

This report is prepared by PT PFI Mega Life Insurance for informational purposes only and can not be used or used as a basis for offering or selling. This report is based on the circumstances that have occurred and has been carefully prepared by PT PFI Mega Life Insurance even though PT PFI Mega Life Insurance does not guarantee the accuracy or completeness of the report. PT PFI Mega Life Insurance and its officers or employees shall not be liable for any direct or indirect losses arising from any use of this report. Past performance does not reflect future performance. Prospective Investors must understand the risks of investing in Unit Link (Capital Market), therefore prospective Investors must read and understand the contents of Policy/Brochure before deciding to invest.

Investment Policy

Sharia Stocks / Equity Mutual Funds	0% - 75%
Sukuks / Fixed Income Mutual Funds	0% - 75%
Sharia Money Market / Money Market Mutual Funds	0% - 75%

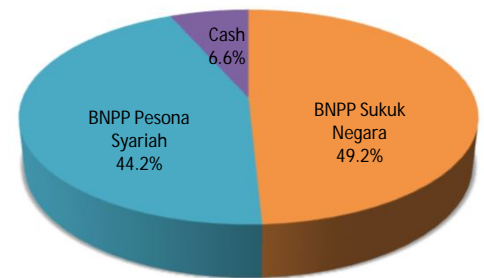
Risk Profile



Unit Link Information

Inception Date	December 14, 2016	
Investment Manager	PFI Mega Life Insurance	
Assets Under Management	2,005,121,399	
Total Unit Issued	1,971,583	
Custodian Bank	CIMB Niaga	
NAV/Unit as of	December 14, 2016	1,000.00
NAV/Unit as of	March 31, 2022	1,017.01
Valuation Period	Daily	
Currency	Rupiah	
Management Fee Max.	2.50% p.a.	
Custodian Fee Max.	0.25% p.a.	

Assets Allocation



PT PFI MEGA LIFE INSURANCE

Jl. T.B. Simatupang Kav. 88, Pasar Minggu, Jakarta Selatan 12520

Phone +62 21 50812100, Fax. +62 21 50812121

